

Chestnut

Hello all,

Hope you are all okay. It seems like the weeks are flying past and I cannot wait until a time when we can see each other again!

Don't forget you can upload work or pics, with a grown up, to Twitter or by email if you want to show me what you have been doing.

Missing you,
Miss Mc

Chestnut

Morning everyone,

How are you all? How is home school going? Are you settled into a routine that is working or are you and your children losing the plot a bit? (I swing between both!) Keep in touch, let me know how things are going, tell me if this is working or tell me if this is all a bit of a nightmare. If I can change anything to help, I will!

Have included the BBC Bitesize page again if you want to check it out.

laura.mcintosh@theoaks.cheshire.sch.uk

@TheOaksCPChnut

Much love,
Miss Mc

How to use Bitesize Daily - Our new service to help you learn at home

Part of [Learn & revise](#)

+ Add to My Bitesize

Bitesize is changing to support you.

We'll provide more support to students and their parents with a series of special daily broadcasts for both primary and secondary students, complementing a whole host of extra resources online.

From Monday to Friday, you'll be able to watch Bitesize Daily on BBC Red Button from 9am to 11am, and again on BBC iPlayer.

Each 20-minute lesson will cover a different age group from ages five to 14, and will be brought to you by experts, teachers and some very familiar faces from the world of TV, sport and beyond.

As well as dedicated programmes covering Maths, Science and English, there will also be lessons featuring other subjects such as History, Geography, Music and Art.

Alongside the new Bitesize Daily lessons, there'll also be Teacher Talks - a brand new series offering helpful hints in tackling core concepts in Maths and English as well as extra content from BBC Teach including their Live Lessons series.

How you follow the lessons is completely up to you - you can join our broadcasts every day or catch up with a few in a row with every broadcast available to catch up via BBC iPlayer.

Week 6	English	Maths
Monday 11 th	The Magpie Song by Laurence Anholt Pupil Anthology p34-36	Collins Busy Ants Maths p44 Challenges 1-3 Counting in steps of 50 and 100
Tuesday 12 th	Letter writing – write a letter to someone you have not seen for a while	Collins Busy Ants Maths p45 Challenges 1- 3 Revising multiplication facts
Wednesday 13 th	Letter writing – Write the reply you think the person might send back	Collins Busy Ants Maths p46 Challenges 1-3 Revising division facts
Thursday 14 th	Choose one activity to complete from the reading activities sheet	Collins Busy Ants Maths p47 Challenges 1-3 Solving problems
Friday 15 th	Aesop's Fables retold by Malorie Blackman Pupil Anthology p19-21	Collins Busy Ants Maths p11 Challenges 1-3 Add and subtract amounts of money

Wednesday 13th May 2020

English - I can write a letter.

Today you are going to write a response to your letter pretending to be the person you wrote to yesterday. So for example if like Carla in the reading comprehension on Mon, you wrote to your Grandad, today you must imagine you are Grandad (or whoever you wrote to) and write back the reply as though you are them.

Things to include:

- Correct letter layout (example on next two slides)
- Paragraphs
- Questions
- Interesting information to the other person
- Neat handwriting
- Spellings

This shows the different features of an informal letter.


The next slide includes paragraphs, this letter is far too short.

Writing a Letter

There are some special rules you should follow when writing a letter.
Here is an example of how to write a letter.

The diagram shows an example of an informal letter on lined paper. A vertical red line is drawn on the left side. Callout boxes with colored dots point to various parts of the letter:

- Date:** 8th June 2017
- Address of the sender:** 99 Toytown Avenue, Arklow, Co. Wicklow, W45321 IRELAND
- Dear...:** Dear John and Amy, (the person/people you are sending the letter to)
- Your message:** I hope you are well. I am writing to say thank you for the lovely gift you sent me for my birthday. The coat is beautiful and I am wearing it a lot. Please come to visit again soon.
- Say goodbye:** Love from, Susie


visit [twinkl.com](https://www.twinkl.com)

This is just to help remind you of the layout of a letter so don't worry about who Howard is and what is in his letter. You'll write about what you have been doing and feeling during lockdown.

Winter Palace Hotel
Cairo
Egypt
22nd October, 1922

Dear Aunties,

How's everyone doing back in cold, drizzly England? It's roasting hot here in the Sahara!

Well it's been such a busy week so far here in Cairo while we've been planning our next trip up the River Nile to Luxor. Do you remember that's where I told you we're going to look for King Tutankhamun's grave? Before we can leave, I have to make sure we've got all of our stuff packed ready. Mind you, I'll have to hire dozens of people to carry it all from the boat to the dig site once we get there since it weighs an awful lot!

My favourite donkey's leg is a bit poorly and she's incapable of walking so I'll have to get her some medicine and ask a vet to look at her if I can find one. Hope that's not too expensive or Lord C will moan about the cost!

I reckon we're really onto the right place this time. All the information I've gathered shows Tut's just got to be there. Fingers crossed everyone!

I'll write again when I've got some more news.

Love,
Howard X

Wednesday 13th May 2020

Maths - I can revise division facts.

Collins Busy Ant Maths page 46
Challenges 1 - 3

Again, as division and multiplication are linked so closely, if this is a little tricky, practise your times tables on TT Rockstars - logins are in your reading record or email me if you have lost yours.

Challenge if you would like to do an additional Maths challenge click on this link

<https://youtu.be/S-ZOpAJKLCM>

This is extra and if you do feel like it but it's not a great time to use a device, you can always come back to this another time or day if you fancy it.

Revising division facts

Consolidate recall of the division facts for the 2, 3, 4, 5, 8 and 10 multiplication tables, and related facts involving multiples of 10



Challenge 1

Write a division fact for each number coming out of the machine.

a 36
12
27
24
9



b 24
56
48
32
16



c 12
36
20
44
32




Challenge 2


Look at the number sentences on either side of the boxes. Use these symbols $<$, $=$ or $>$ to make the number sentences true.


a $45 \div 5$ $36 \div 3$ b $64 \div 8$ $32 \div 4$ c $48 \div 8$ $36 \div 4$
d $56 \div 8$ $48 \div 4$ e $18 \div 3$ $28 \div 4$ f $50 \div 10$ $80 \div 8$


Challenge 3


1 Find the missing digit, or digits, in each calculation.



a $36 \div 9 =$ 



b $48 \div$  $= 12$



c  $\div 4 = 9$



d $21 \div 3 =$ 


e  $4 \div 8 = 8$


f  $6 \div$  $= 2$


g 2  \div  $= 5$


h 6  \div  $= 12$


i 3  $\div 8 =$ 


2 a $360 \div 4 =$ 


b $280 \div 4 =$ 


c  $\div 3 = 90$


d $210 \div 3 =$ 

e $320 \div 8 =$ 

f $160 \div$  $= 40$

g $240 \div$  $= 30$

h $640 \div$  $= 80$

i $350 \div$  $= 70$