

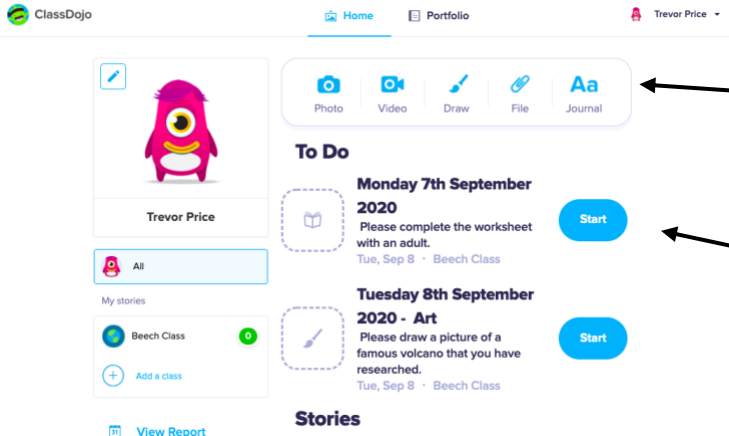
## How to access Class Dojo Guide for beginners (Reception and Year 1)

### Step 1:

Your child will be given a login this will be a QR code or a web link. This will be in the front of their reading record. This will take your child directly to their learning platform.

### Step 2:

When they are logged in they will see a similar screen to the one below.



The screenshot shows the ClassDojo interface for a user named Trevor Price. At the top, there are navigation links for Home and Portfolio, and a user profile icon. Below the navigation bar, there is a section for 'To Do' tasks. The first task is for Monday 7th September 2020, asking the user to complete a worksheet with an adult. The second task is for Tuesday 8th September 2020, asking the user to draw a picture of a famous volcano. To the left of the 'To Do' section, there is a sidebar with a profile picture, a list of classes (All, Beech Class), and a 'View Report' button. Above the 'To Do' section, there is a toolbar with icons for Photo, Video, Draw, File, and Journal. Arrows point from text boxes to these elements.

Your child can create pictures, upload files etc and then the class teacher can see these.

In the To Do section, any work set by the class teacher has set will be here. Your child can complete this online and then the class teacher will be notified.

### Step 3:

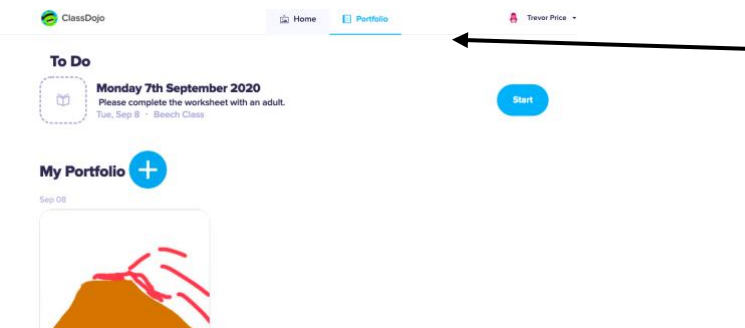
Completing the work is all online.



The screenshot shows a worksheet titled 'Precision teaching sound recognition' for Monday 7th September 2020. The worksheet has a grid for sound recognition and a section for drawing. On the left side of the worksheet, there is a toolbar with icons for text, drawing, and erasing. A 'Hand in' button is visible in the top right corner. An arrow points from a text box to the toolbar.

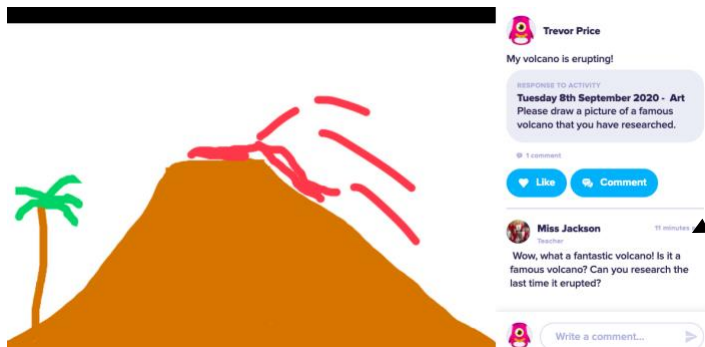
When completed, press the hand in button and then the class teacher will be notified.

Children can use the tools on the left hand side to annotate any sheets. When given a drawing task they can also use the tools on the left. Sometimes the class teacher may suggested a link to another online learning platform e.g. Mathletics



The screenshot shows the ClassDojo Portfolio section for Trevor Price. It displays a list of tasks, including 'Monday 7th September 2020' and 'Tuesday 8th September 2020'. Below the list, there is a section titled 'My Portfolio' with a plus icon. An arrow points from a text box to the Portfolio section.

In the portfolio section, you can see any work left to do and any work that has been handed in.



In the portfolio section, you can click on any work that has been handed in. The class teacher will leave feedback on this and then your child can respond if needed. The class teacher can also return work to a child with comments if further work is needed.