


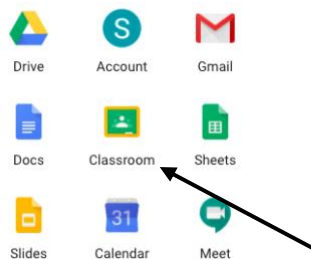
How to access the Google Classroom Guide for beginners (Year 2 – Year 6 pupils)

Step 1:

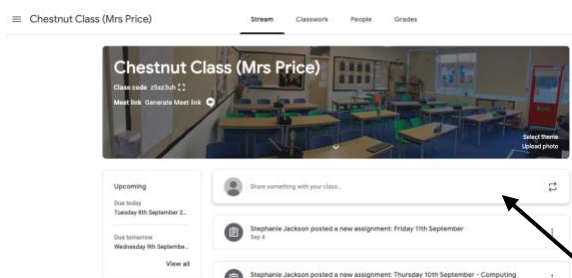
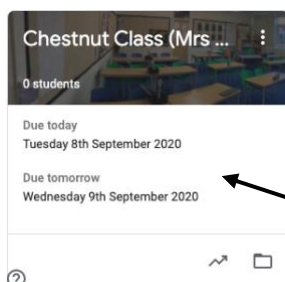
When your child has logged into their emails, click on the waffle (the nine dots) on the top, right hand side of the screen:



When you have done that, click the Google Classroom option:



Step 2: Click on the classroom you want to look at (if you have more than one child, you will be able to access more than one classroom) Any work due in with be highlighted on the class cover. This is in order of due date.



This tells you when your tasks are due in. Your teacher will be alerted if you miss the deadline. If you are struggling, your teacher may send you a message offering support.

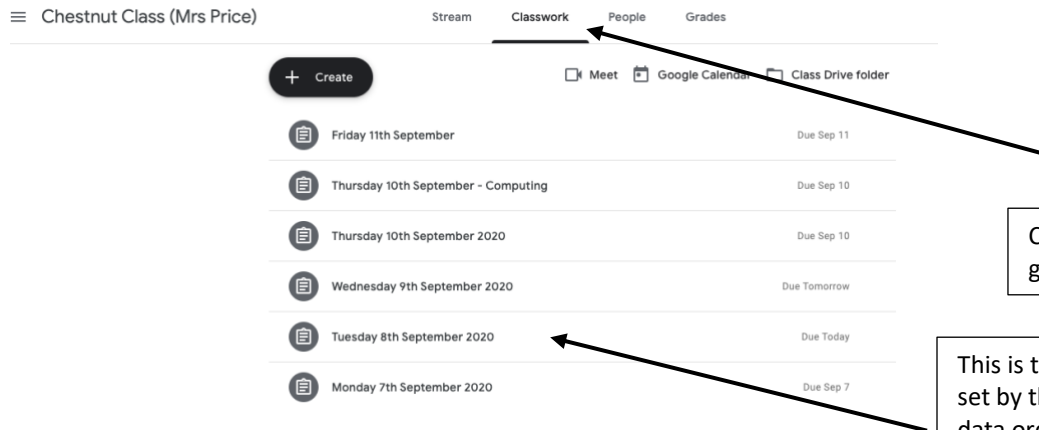
This is your front page as you click on the classroom. It will tell you which tasks you need to do or may give you some important messages.

Your assignments will show on the overview page titled 'stream'.

On the left of the screen will be your outstanding tasks and the deadline in which they are due.

Step 3:

Click on 'classwork' and you'll see several files appear. These are files that the teacher has uploaded with the work that would be completed in the classroom.

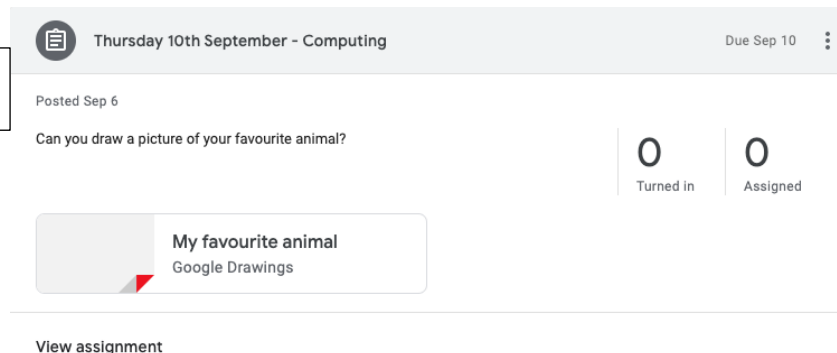


Click the classwork tab to get this page.

This is the work that has been set by the class teacher. It is in data order for your convenience and the date it is due is also highlighted.

Step 4:

When you click on one of the tasks, it will take you to a page which tells you what you need to do.



Date it is due in.

Monday- Reading- Lesson 1 100 points

Due 23 Mar

Bev Walker 18 Mar

Hi all,

Your reading task for today is to:
Read 'A Paper Round'
This can be found below - just click on the link and it will be there.
A glossary of unfamiliar language in the text which we'll normally do through a 'listen and share' can be found also below.
The questions you need to answer are attached. Remember to use the advice we give you in class normally - use the text to locate the information for retrieval based questions.

Class comments

ADD COMMENT

Your work Assigned

- Ashdon Martin Tim... Google Docs
- Ashdon Martin Tim... Google Docs
- Ashdon Martin Tim... Google Docs

+ Add or create

Hand in

Private comment

ADD PRIVATE COMMENT

Due date for the work to be done.

Comment from the teacher.

These are the resources and activities that you need to complete. Some will require typing onto a Google Doc and some will direct you to a website.

Click the 'hand in' button when work has been completed then your teacher will be alerted and will mark it.

Monday- PaG- Lesson 1 100 points

Due 23 Mar

Bev Walker 18 Mar

Hi all,

Please log into your SPaG.com. You will see a live test waiting for you on 'active and passive voice'. Once done, we will be able to see how you did and give you feedback.

SPAG Tests Online - Practice...
<https://www.spag.com>

Class comments

ADD CLASS COMMENT

Your work Assigned

+ Add or create

Mark as Done

Private comment

ADD PRIVATE COMMENT

This link here will take you to a website which requires you to complete it online using one of your specific logins.

Mark as done when you have completed it. When you have marked it as done, the teacher will logon to the website to see how you did. They may then send you a message via the Google Classroom or email.